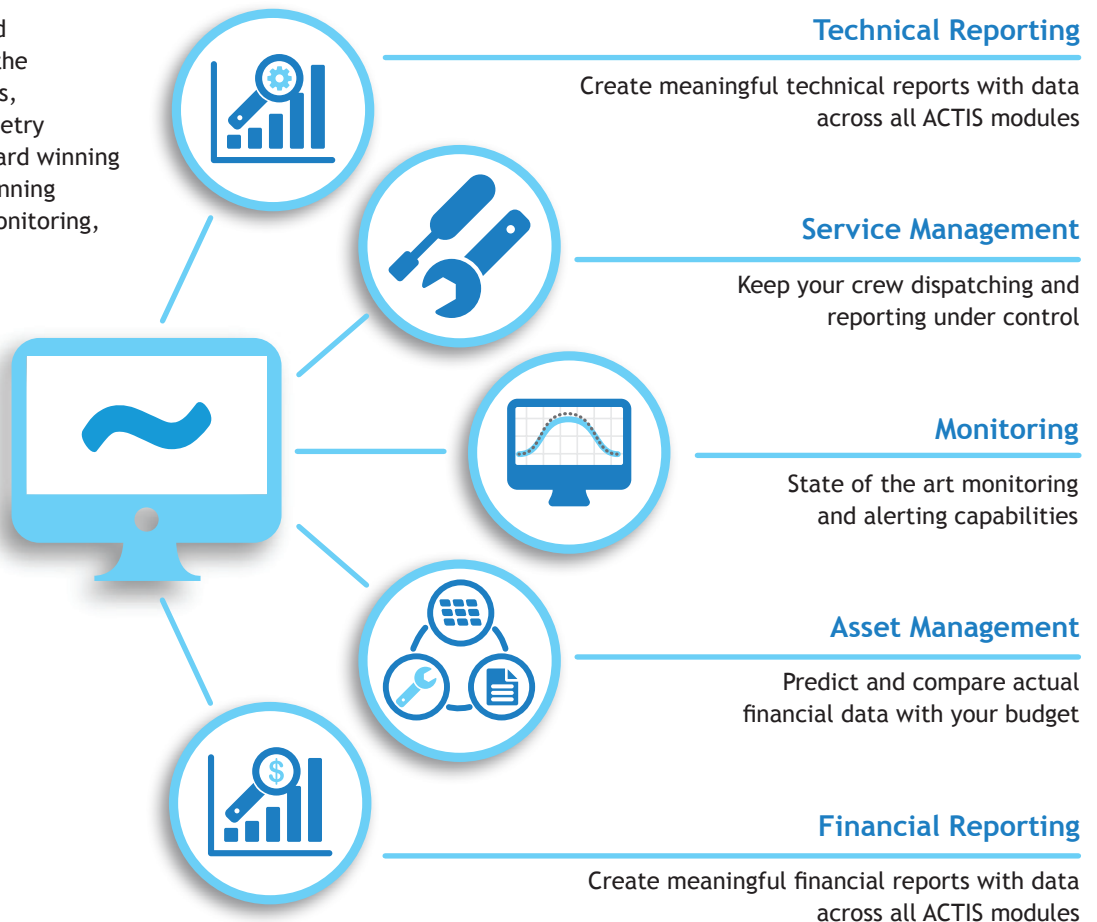


One System to Take Full Control of Your Solar Portfolio

Standardize portfolio management, remove the risk of murky information and increase operational and cost efficiency.

At the core of our unique and comprehensive approach to the care of solar PV energy assets, is ACTIS (Asset Control Telemetry Information System), our award winning solar enterprise resource planning platform. Integrated Solar Monitoring, O&M, Asset Management.



The evolution of localized solar management to cloud based availability



Regions

Global Installed Base - ACTIS is deployed to manage solar power plants in Asia, Europe, Latin America, the Middle East and the United States.

Visit alectris.com to view the growing library of ACTIS how-to videos.

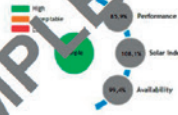
Plant Data

Name	Sample	Peak Power	100 kWp
Report Period	July 2012	Feed-in Tariff (FIT)	0,319 €/kWh
Location	Sample	Grid-connection Date	24 Dec 2010
Issued by	BackOffice O&M Engineer	Periodic Report	X
Verified by	O&M Responsible Team	Extra Report	-
Approved by	O&M Director	Other	-
Addressed to	MR.....	Elaboration Date	12 Nov 2012

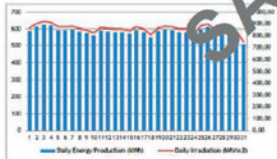
Energy Yield - Revenue

Executive Summary

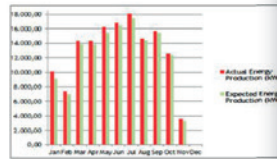
In July 2012, the sample plant produced 18,100.00 kWh and its monthly revenue was equal to 5,773,9 € based on the FIT. The PV system had a PR of 85,9 % and an AVa of 99,4 %.



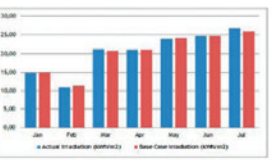
In a nutshell



i. Daily Energy Production & Irradiation in July 2012



ii. Actual vs. Expected Monthly Energy Outputs in 2012



iii. Actual vs Base Case Irradiation in 2012



iv. Actual vs. Expected Monthly PR/AVa values in 2012

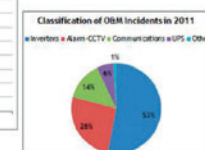
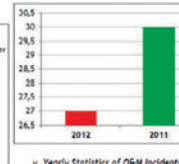
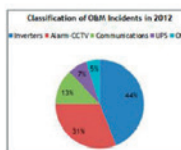
Date	Month	Year	Energy Comparison		KPI's Comparison		
			2012	2011	PR [%]	Availability [%]	
Jan	2012	10,000.00	9,500.00	95.1	94.8	100.0	100.0
Feb	2012	7,500.00	7,000.00	94.2	93.6	99.8	99.8
Mar	2012	14,300.00	14,000.00	92.2	91.1	100.0	99.6
Apr	2012	14,500.00	14,200.00	92.0	91.6	100.0	100.0
May	2012	16,000.00	16,000.00	89.3	89.4	100.0	100.0
Jun	2012	16,900.00	16,500.00	84.7	84.5	99.5	99.2
Jul	2012	18,100.00	17,800.00	85.9	84.7	99.4	99.4
Aug	2012	17,600.00	17,000.00	84.7	84.7	100.0	100.0
Sep	2012	16,800.00	16,500.00	84.1	83.5	100.0	100.0
Oct	2012	15,900.00	15,500.00	83.9	83.9	100.0	99.8
Nov	2012	14,800.00	14,500.00	86.7	84.1	100.0	100.0
Dec	2012	10,000.00	9,700.00	87.0	87.1	99.9	99.7
Yearly Total		172,400.00	168,200.00		87.5	99.9	99.8

O&M Incidents

Executive Summary

In July 2012, there were 4 alert notifications in the Sample plant. Maintenance services occurred according to schedule. The list below includes the critical events for the reporting period.

Critical Event History - JULY 2012					
No.	Start Date	Alert Configuration ID	Equipment	Status	Impact Level
1	01-07-12 14:22	Cabin High Temperature	Cabin Temp. Sensor	Closed	Minor
2	05-07-12 17:03	Inverter Energy Comparison	Inverter 03	Open	Serious
3	20-07-12 15:35	Inverter Temperature Alert	Inverter 04	Closed	Medium
4	25-07-12 16:17	Inverter Temperature Alert	Inverter 05	Closed	Medium



ACTIS delivers these overall capabilities to your solar portfolio:

- Flexible and evolved platform for the integrated care of solar PV plants worldwide
- Efficient and standardized management of PV assets
- Operation & Maintenance costs reduction
- Asset Management higher efficiency
- PV Plant portfolio yield maximization
- PV Plant portfolio continuous performance and service optimization
- Easy, timely & accurate customizable management reporting
- Completely expandable according to any customer need

ACTIS is built on these leading technology platforms and works with popular third party systems:

